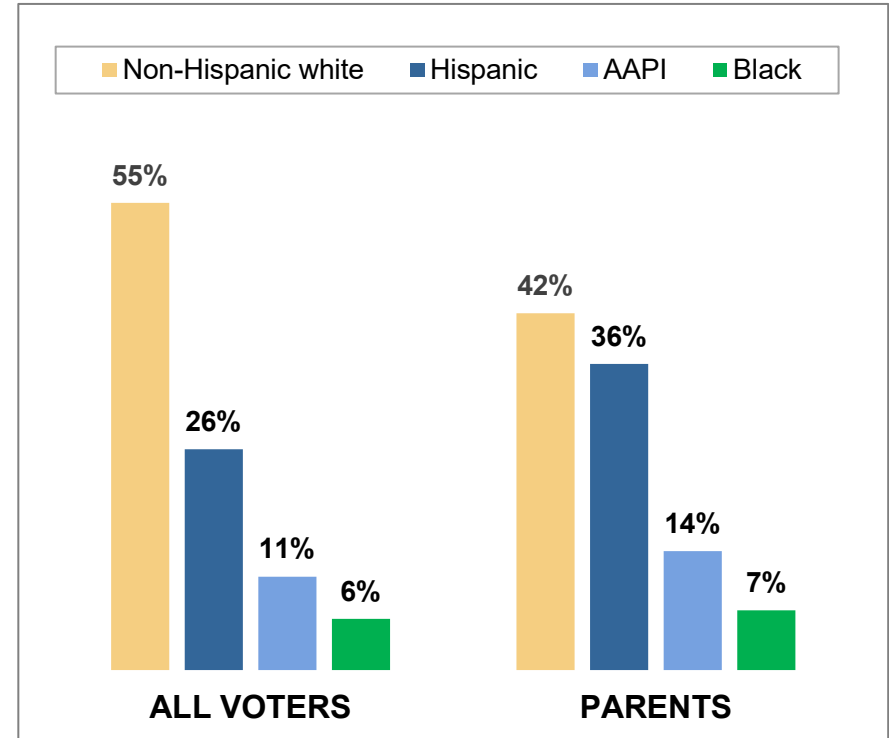


# CURRENT VIEWS OF CALIFORNIA VOTERS AND PARENTS ON SCHOOL REOPENING

*Key findings from a phone and online survey among California voters,  
including public school parents, conducted March 2021*

# Sample Notes

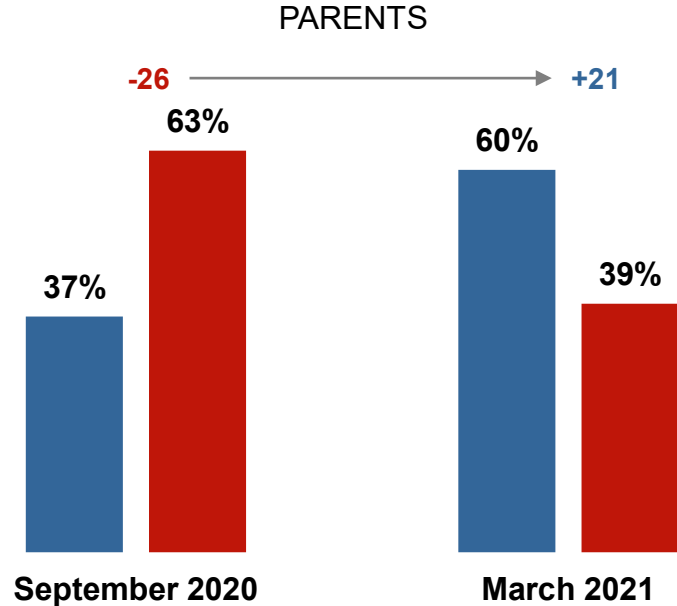
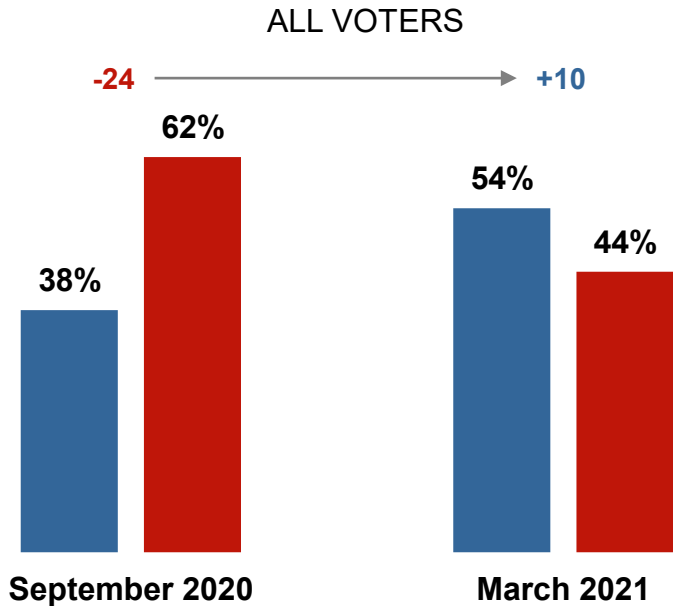
- 1,839 registered voters
- 661 public school parents (including oversample interviews)
- Public school parents are 25% of the weighted statewide sample
- Mixed mode: phone and online, including phone sample of voters in low-income ZIP Codes



# Voters have a more upbeat view of the state's direction than they did late last fall.

Overall Direction of California

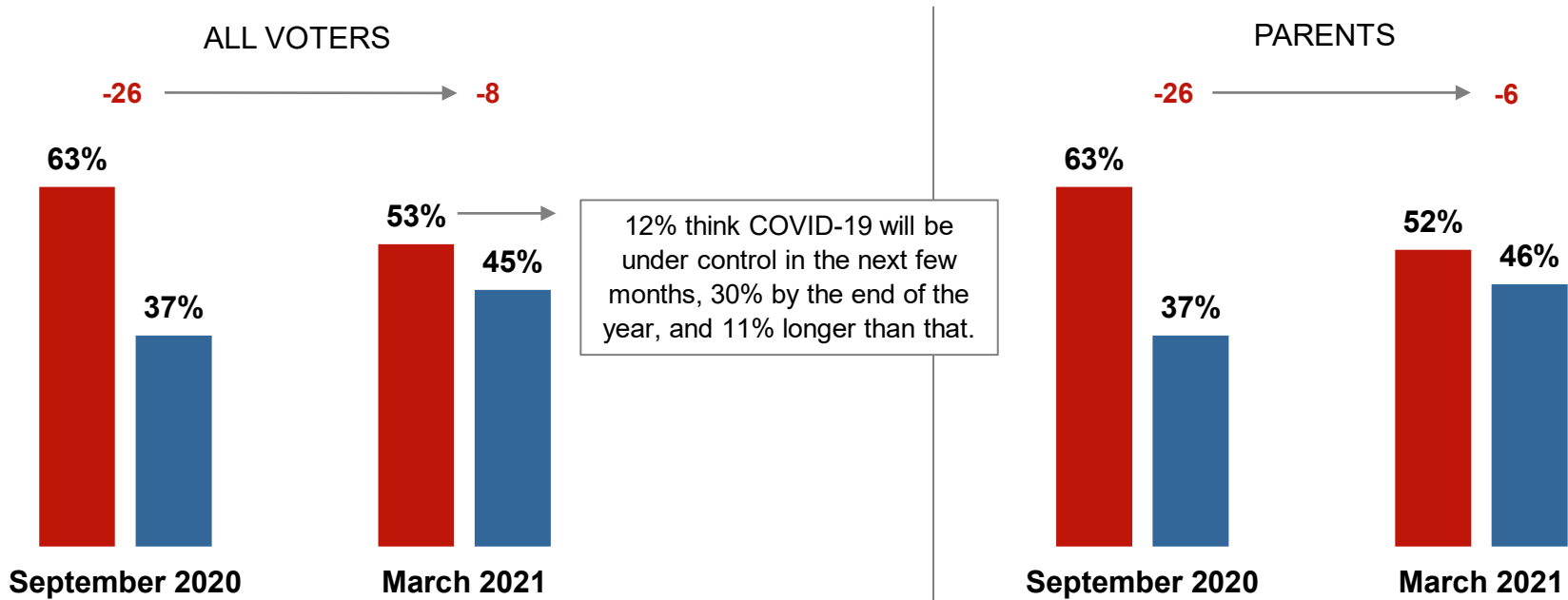
■ Going in right direction ■ Heading off on wrong track



# A growing number of voters think that the spread of the coronavirus is mostly under control, though majorities say it is still a serious problem.

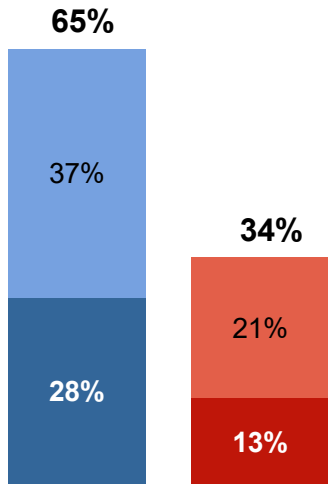
## Spread of the Coronavirus in my Local Area

■ Still a serious problem   ■ Pretty well under control



# Two-thirds of parents are satisfied with their child’s education in the current school year.

PARENTS: Satisfaction with Child’s Education this School Year



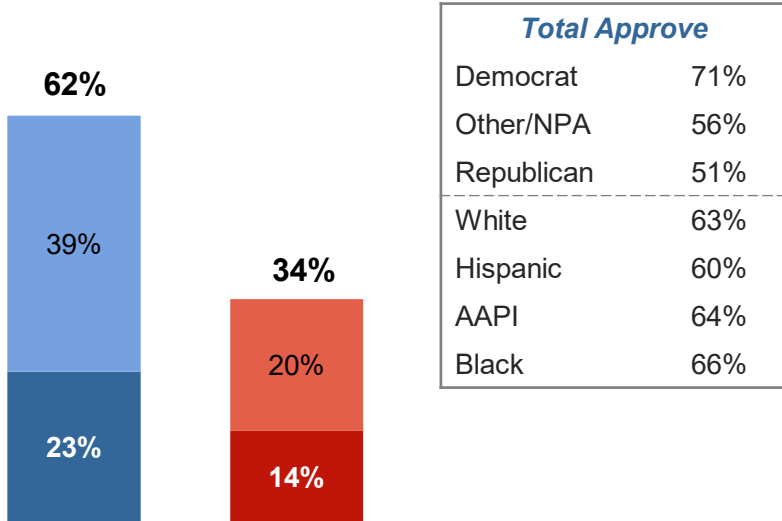
<i>Total Satisfied</i>	
White	69%
Hispanic	64%
AAPI	56%
Black ( <i>small sample size</i> )	74%
-----	
Child pre-K to 5th grade	67%
Child 6th to 8th grade	67%
Child 9th to 12th grade	64%
-----	
Democrat	77%
Other/NPA	53%
Republican	50%
-----	
Bigger worry:	
Child will get COVID-19	74%
Child will fall behind	50%

# Voters, including parents, approve of the decisions their school district has made about whether, when, and how schools should reopen for in-person instruction.

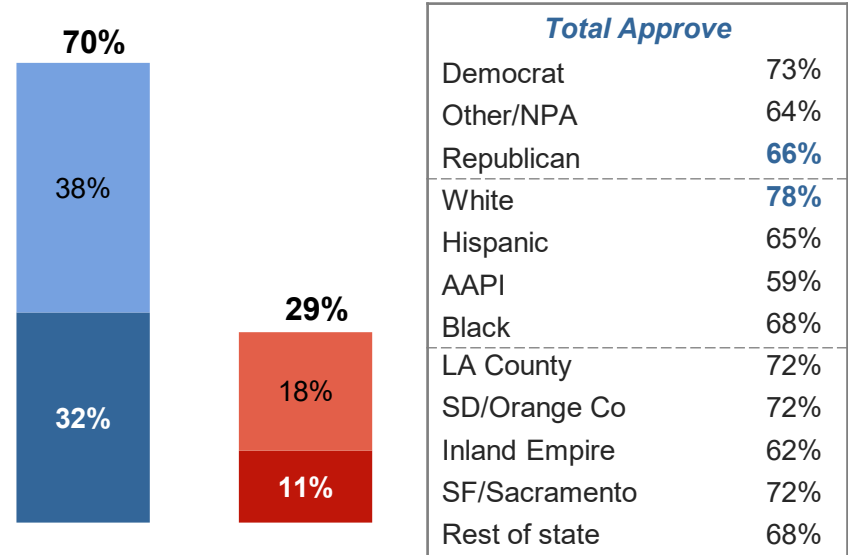
*Approval of School District's Decisions about Opening Schools for In-person Instruction*



## ALL VOTERS



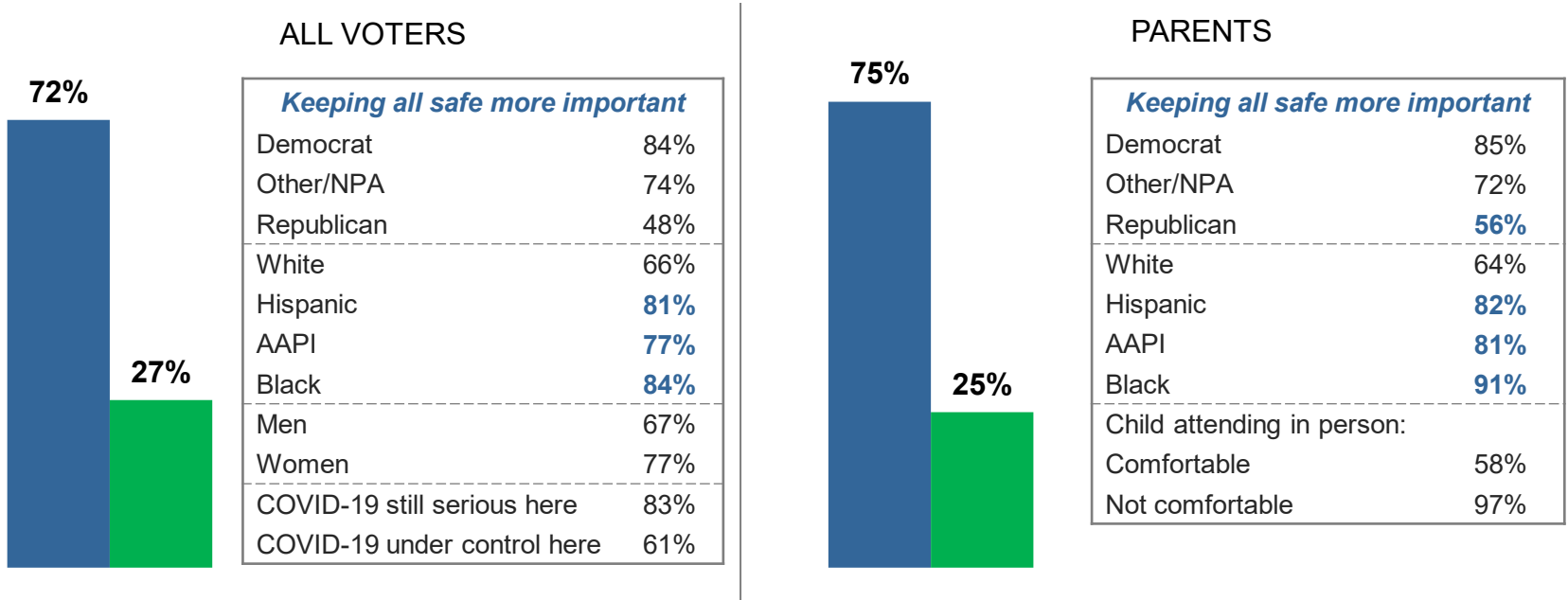
## PARENTS



# Voters and parents still put the priority on keeping students as safe as possible, as opposed to getting them back in classrooms as soon as possible.

*Which is more important in decisions about opening schools for in-person instruction?*

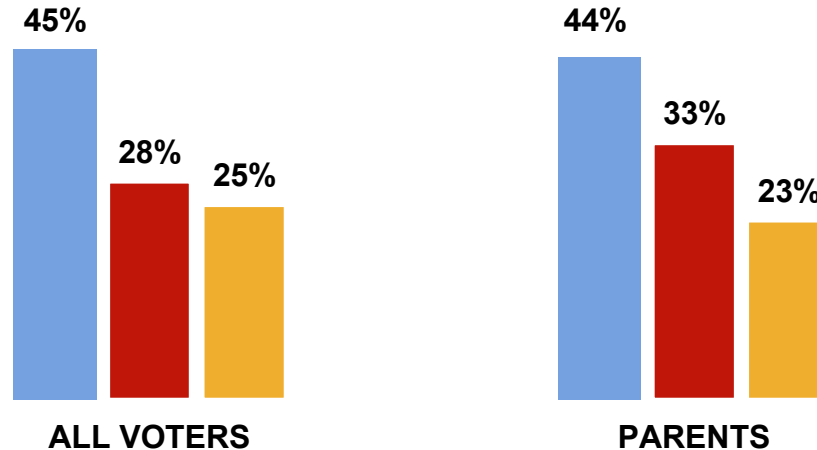
■ Keeping students, staff, and families as safe as possible ■ Getting students back into classrooms as soon as possible



Pluralities think schools are reopening at the right pace; to the extent parents think otherwise, it is more because they are opening too quickly than too slowly.

*Assessment of District's Schools on Pace of Opening for In-Person Instruction*

■ Opening at right pace   ■ Reopening too quickly   ■ Opening too slowly





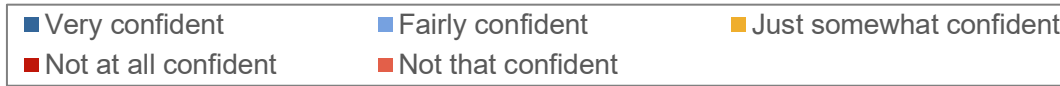
# Voters and parents of color are more likely to be cautious.

## Assessment of District's Schools on Pace of Opening for In-Person Instruction

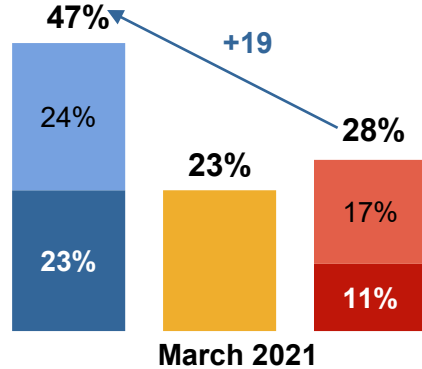
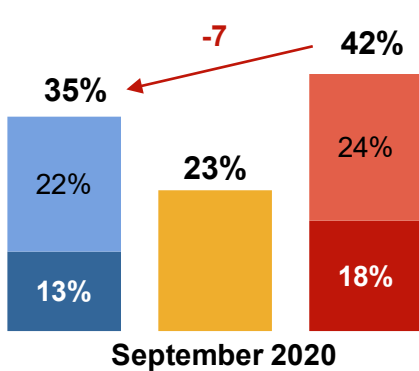
ALL VOTERS				PARENTS							
	About right	Too quick	Too slow		About right	Too quick	Too slow		About right	Too quick	Too slow
White	45%	22%	32%	White	44%	25%	31%	Democrats	44%	43%	13%
Hispanic	45%	<b>36%</b>	17%	Hispanic	43%	<b>40%</b>	17%	Other/NPA	49%	25%	26%
AAPI	45%	<b>34%</b>	20%	AAPI	40%	<b>39%</b>	21%	Republicans	39%	<b>20%</b>	<b>41%</b>
Black	56%	<b>33%</b>	9%	Black	51%	<b>41%</b>	8%	Child pre-K to 5th	46%	31%	23%
Democrat	52%	37%	10%	LA County	44%	<b>39%</b>	16%	Child 6th to 8th	45%	31%	24%
Other/NPA	46%	21%	30%	SD/Orange Co	40%	32%	28%	Child 9th to 12th	39%	<b>38%</b>	23%
Republican	32%	<b>18%</b>	<b>49%</b>	Inland Empire	35%	36%	29%	Bigger worry:			
Men	42%	27%	29%	SF/Sacramento	49%	31%	20%	Child gets COVID-19	49%	<b>45%</b>	6%
Women	49%	29%	21%	Rest of state	47%	29%	24%	Child falls behind	30%	19%	51%

# We are measuring increased confidence among parents that schools are safe for in-person learning—but still, fewer than half are very or fairly confident.

## PARENTS: Confidence that District’s Schools are Safe for In-Person Instruction Right Now



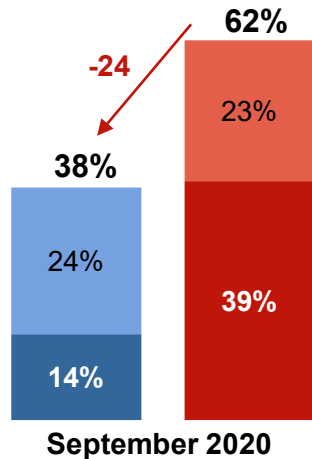
Asked about “a month from now,” parents’ level of confidence stays the same.



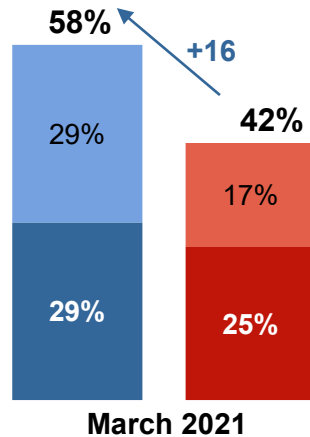
	Very/fairly confident	Not confident
Men	52%	25%
Women	44%	30%
Democrat	41%	33%
Other/NPA	49%	42%
Republican	60%	20%
White	62%	15%
Hispanic	39%	32%
AAPI	35%	39%
Black	28%	63%
LA County	39%	36%
SD/Orange Co	57%	20%
Inland Empire	46%	36%
SF/Sacramento	51%	30%
Rest of state	49%	19%

Similarly, there has been a marked uptick in the percentage of parents who feel comfortable sending their own child to school for in-person instruction.

*PARENTS: Level of Comfort with Sending Child to School for In-Person Instruction at this Time*



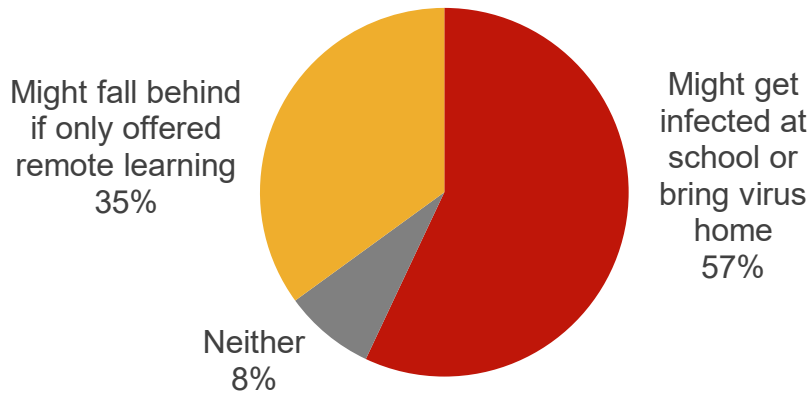
Asked about "a month from now," parents' level of comfort increases slightly (to 62%).



<i>Definitely/probably comfortable</i>			
Men	<b>63%</b>	Child pre-K to 5th	60%
Women	54%	Child 6th to 8th	58%
Democrat	48%	Child 9th to 12th	52%
Other/NPA	57%	LA County	50%
Republican	<b>77%</b>	SD/Orange Co	<b>66%</b>
White	<b>74%</b>	Inland Empire	54%
Hispanic	49%	SF/Sacramento	50%
AAPI	47%	Rest of state	<b>66%</b>
Black	22%		

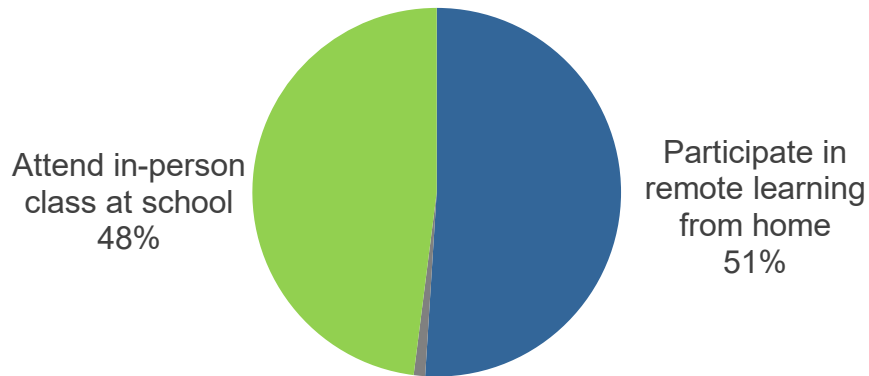
# Despite their increasing comfort levels, parents still are more concerned about their children getting infected than falling behind academically—and are evenly divided about whether they’ll send their own children back in person.

*PARENTS: Bigger Worry about Child’s Schooling*



	Fall behind	Get infected
White	43%	49%
Hispanic	32%	62%
AAPI	24%	67%
Black	18%	66%

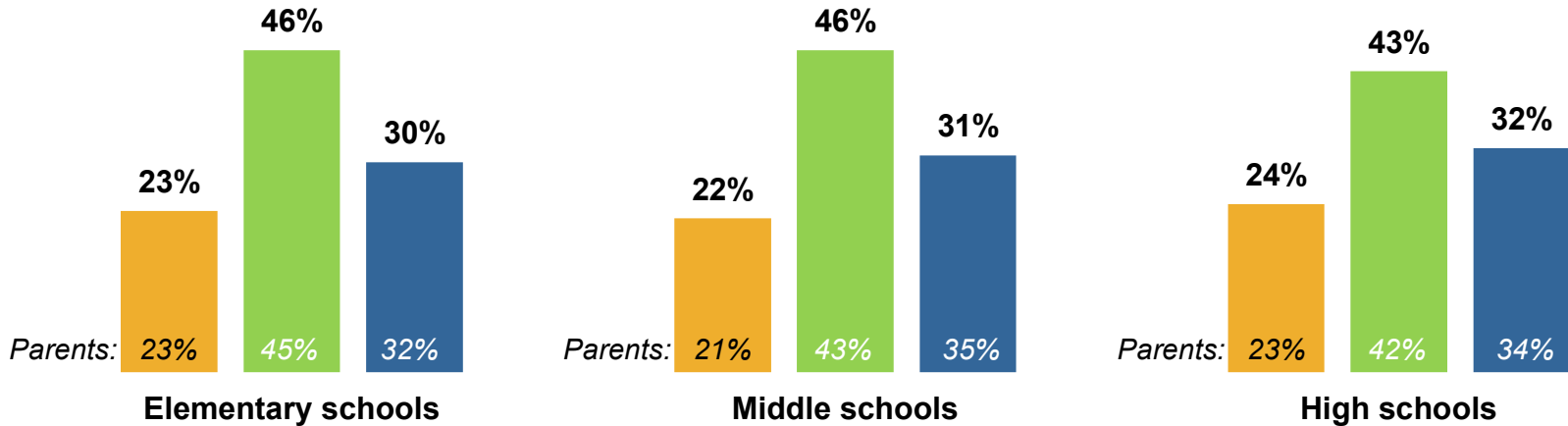
*PARENTS: When Schools Reopen, My Child Will...*



	In person	Remote		In person	Remote
White	60%	40%	Child pre-K to 5th	50%	49%
Hispanic	42%	55%	Child 6th to 8th	53%	46%
AAPI	42%	58%	Child 9th to 12th	42%	57%
Black	21%	76%			

# Relatively few want schools to fully reopen at any level; most want at least some remote learning, with a hybrid option as the center of gravity.

*ALL VOTERS: Preferred Operation of my District's Schools at the End of March*



# Secondary school parents are much more likely to say their child’s school should only be operating remotely.

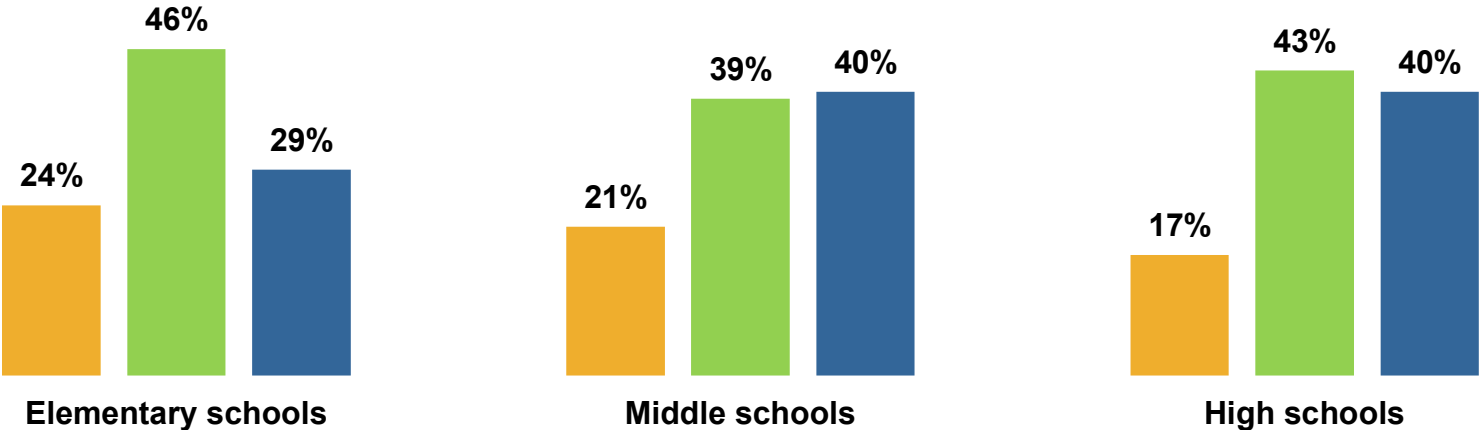
*PARENTS’ Preferred Operation of District’s Schools at the End of March*



*Parents of ELEMENTARY SCHOOL students prefer:*

*Parents of MIDDLE SCHOOL students prefer:*

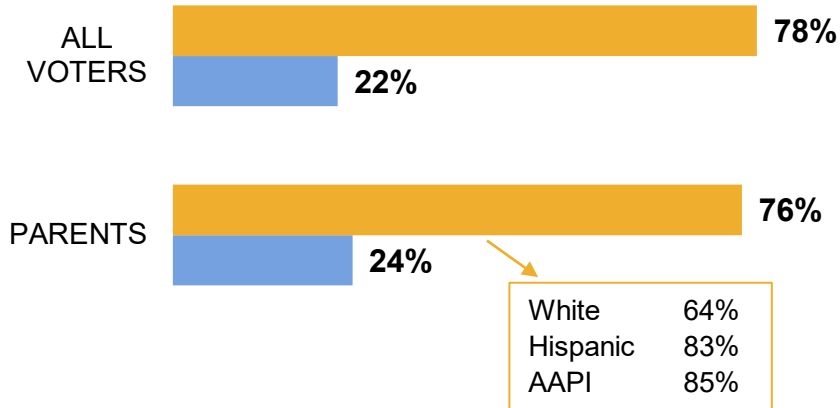
*Parents of HIGH SCHOOL students prefer:*



# Voters and parents say schools need to make major modifications in order to reopen for in-person instruction, and that they need more funding in order to do so.

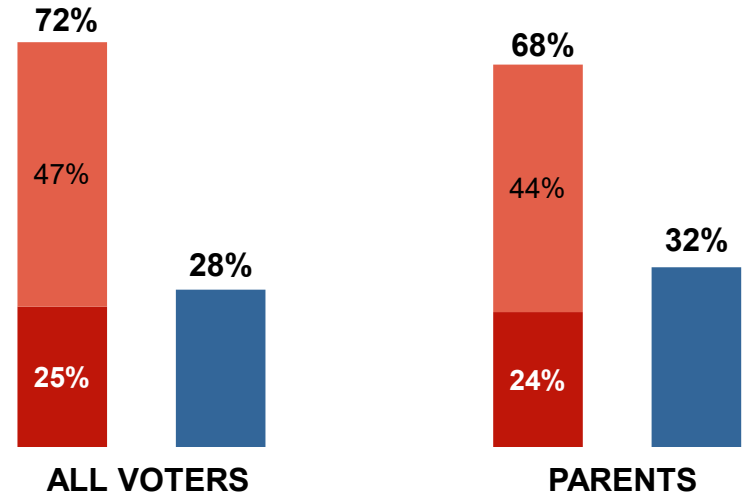
## View of Reopening Schools for In-Person Instruction

- Schools should only be allowed to reopen if they have made major changes to prevent spread of COVID-19
- Schools can reopen on a pretty normal basis, without many changes from before COVID-19



## CA Schools' Funding for Dealing with Impacts of COVID-19 in Reopening Public Schools

- Need a lot more funding
- Need somewhat more funding
- Have enough funding

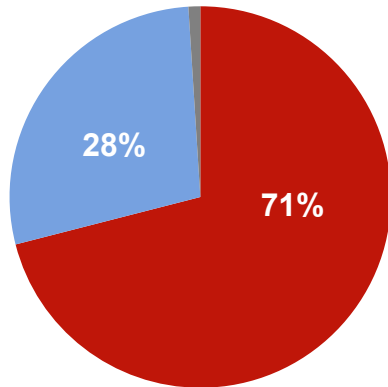


# Majorities say schools should reopen for in-person instruction only after teachers have had the chance to be vaccinated.

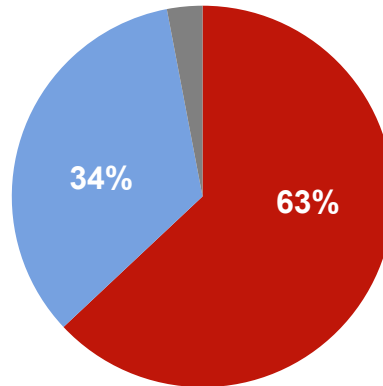
## Preference for Opening Schools for In-Person Instruction

■ Open only after teachers have chance to get vaccinated
 ■ Open before teachers vaccinated if other safety measures in place
 ■ Not sure

ALL VOTERS



PARENTS



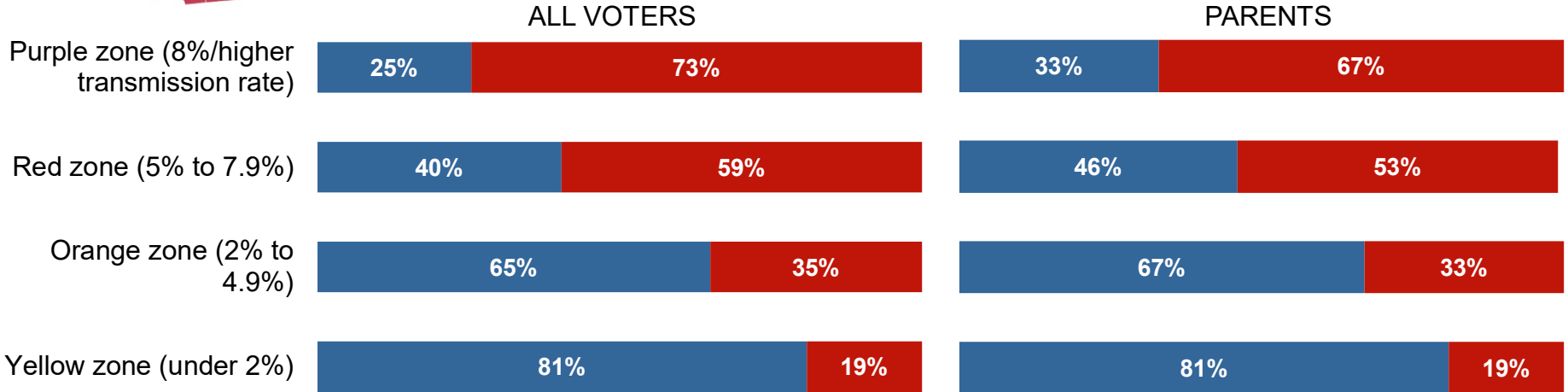
	After teachers vaccinated	Before teachers vaccinated
PARENTS:		
Child pre-K to 5th	59%	38%
Child 6th to 8th	71%	28%
Child 9th to 12th	62%	26%
<hr style="border-top: 1px dashed #000;"/>		
White	56%	42%
Hispanic	71%	24%
AAPI	63%	37%
Black	70%	28%
<hr style="border-top: 1px dashed #000;"/>		
Democrat	72%	25%
Other/NPA	53%	46%
Republican	54%	45%



Only when transmission rates are below 5% do a clear majority say public schools in a county should be required to open for in-person instruction; most say schools in red zones should operate remotely.

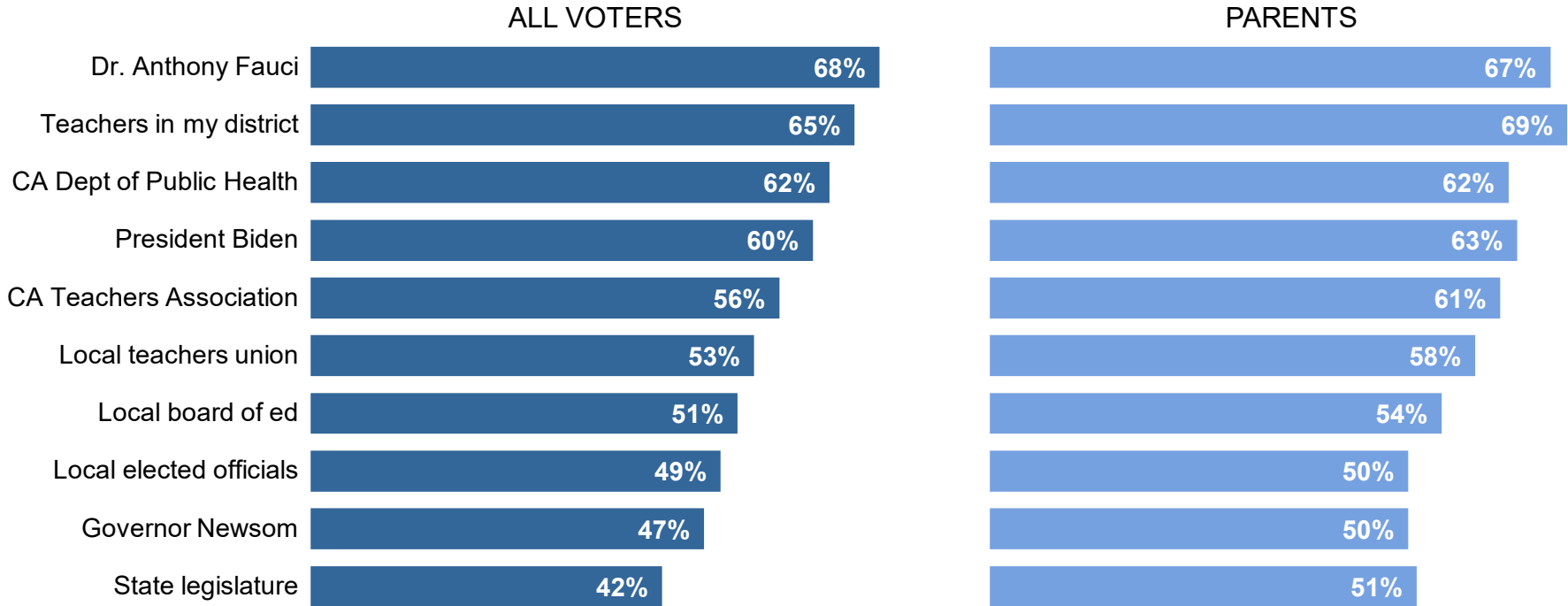


*California counties are put in color-coded zones based on their coronavirus transmission rates. If a county is in the following zone, do you think the public schools in that county should or should not be open for in-person instruction?*



# Public health officials and local teachers are the most trusted voices on whether, how, and when schools should reopen.

*I Trust this Person/Group A LOT OR SOMEWHAT on Whether, How, When Schools Should Reopen*

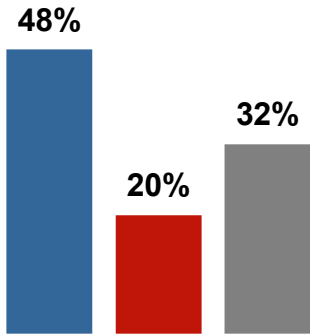


# Voters and Parents believe teachers are willing to reopen schools so long as appropriate safety precautions are in place—they are part of the solution, not the problem.

## Perception of Teachers' Position on Opening Schools for In-Person Instruction

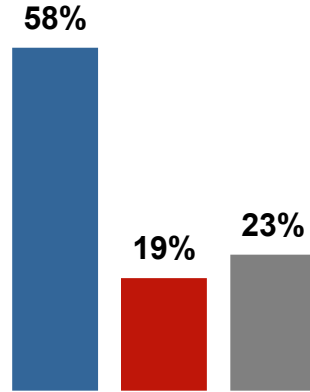
■ **Willing to reopen schools** as long as appropriate safety precautions in place
 ■ **NOT willing to reopen schools**, have insisted on unnecessary safety precautions
 ■ Don't know enough to say

### ALL VOTERS



	Willing to reopen	Not willing to reopen
Democrat	54%	16%
Other/NPA	41%	21%
Republican	44%	26%
White	51%	18%
Hispanic	42%	24%
AAPI	47%	18%
Black	50%	20%

### PARENTS



	Willing to reopen	Not willing to reopen
Democrat	63%	18%
Other/NPA	44%	20%
Republican	59%	21%
White	70%	16%
Hispanic	51%	22%
AAPI	47%	24%
Black	43%	15%